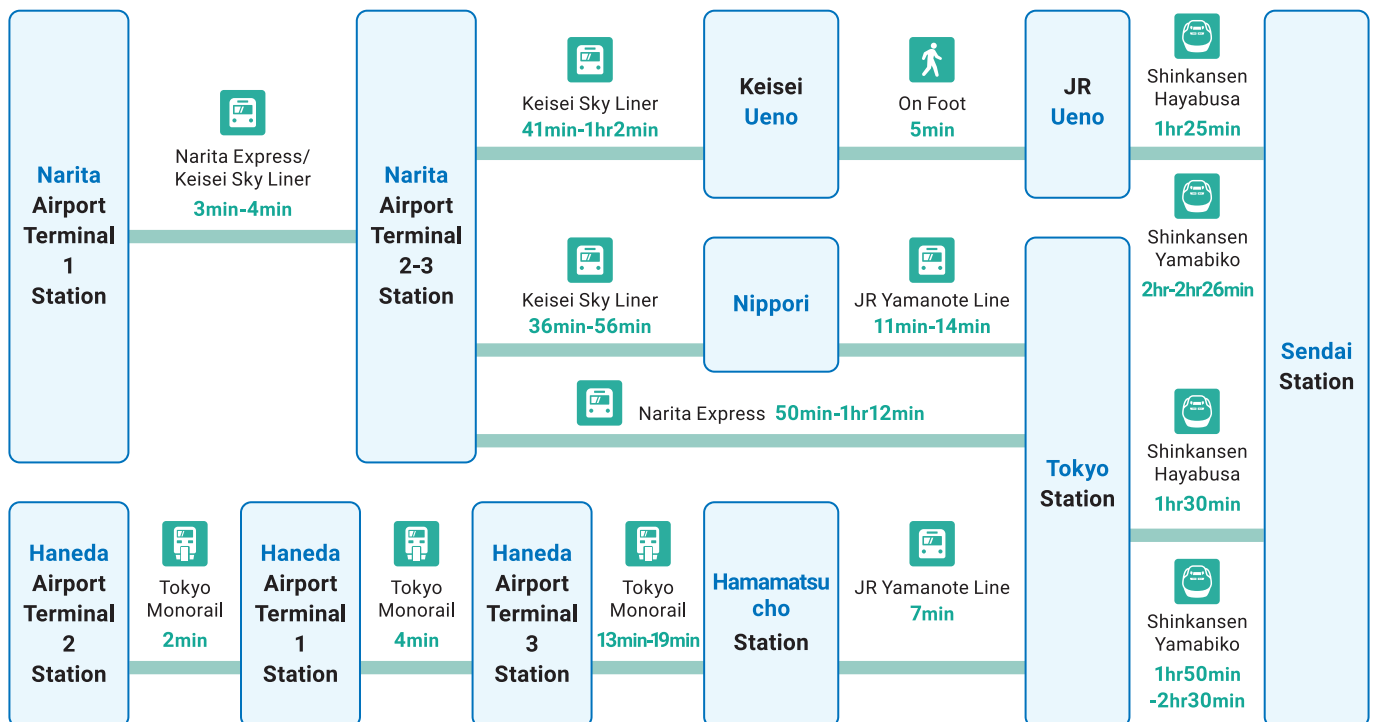
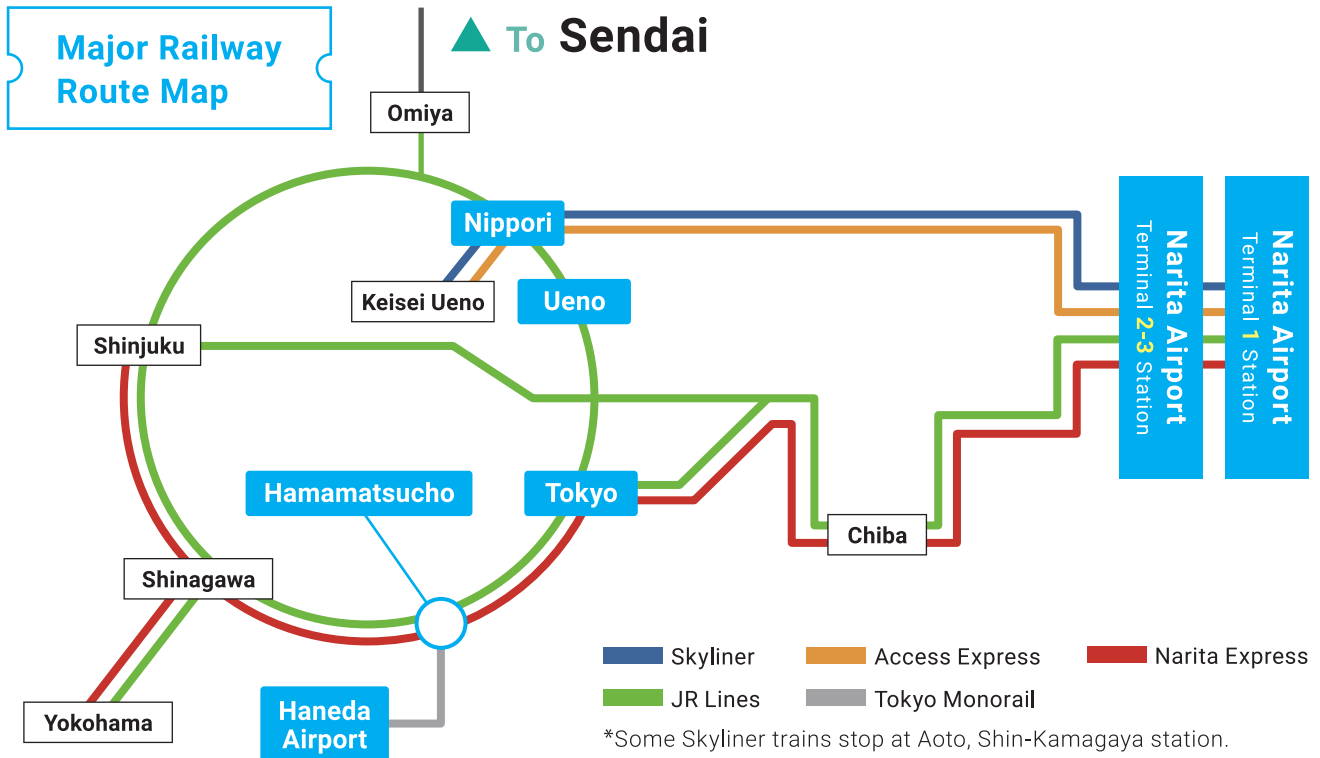




Directions to Sendai from Narita/Haneda International Airports

Major Railway Route Map



*Travel times are approximate and subject to change.



About JR EAST PASS (Tohoku area)

https://www.jreast.co.jp/multi/en/pass/eastpass_t.html



How to buy a Shinkansen (bullet train) ticket

► At Narita Airport

https://www.jreast.co.jp/multi/en/customer_support/service_center.html



► At Haneda Airport

https://www.jreast.co.jp/multi/en/customer_support/service_center_haneda.html



From Narita Airport ▶ To Sendai

Welcome to Sendai



Directions to Narita Terminal Station

From Narita Airport ▶ To Sendai

Terminal 1

Go down to the B1 floor following the sign boards. It is about a 5 minute-walk to Narita Airport Terminal 1 Station.

Terminal 2

Go down to the B1 floor following the sign boards. It is about a 5 minute-walk to Narita Airport Terminal 2-3 Station.

Terminal 3

[Route 1: using the free terminal shuttle bus] From North Exit 1, take a terminal shuttle bus (free) to Terminal 2. Then follow the red passageway and take the escalator down to B1F.

[Route 2: On foot] Go outside from North Exit 2 and follow the red passageway and take the escalator down to B1F. It is about a 10 minute-walk to Narita Airport Terminal 2-3 Station.



Narita Express

From Narita Airport ▶ To Sendai

Find the JR train station. You need to buy a ticket for the reserved seat (available at the ticket machines or service counter). Get off at Tokyo Station. It is a direct train, so there is no need to transfer. At Tokyo Station, do not exit the ticket gates and proceed directly to the Shinkansen transfer area (Platforms 20-23).



Keisei Sky Liner

From Narita Airport ▶ To Sendai

Find the Keisei train station. You need to buy a ticket for the reserved seat (available at the ticket machines or service counter). To go to JR Tokyo Station, transfer at Nippori Station to JR Yamanote-line outbound. To go to JR Ueno Station, transfer at Keihin-Ueno Station. Both stations will offer Hayabusa-Shinkansen (the fastest Shinkansen) and Yamabiko-Shinkansen. However, please note that JR Tokyo Station will have more frequent trains to Sendai.

From Haneda Airport ▶ To Sendai

Welcome to Sendai










Tokyo Monorail (There is a station at each terminal)

From Haneda Airport ▶ To Sendai

Terminal 1&2: Go down to the B1 floor following the sign boards. Terminal 3: The station is on the same floor. Tickets are available at the ticket machines or service counter.

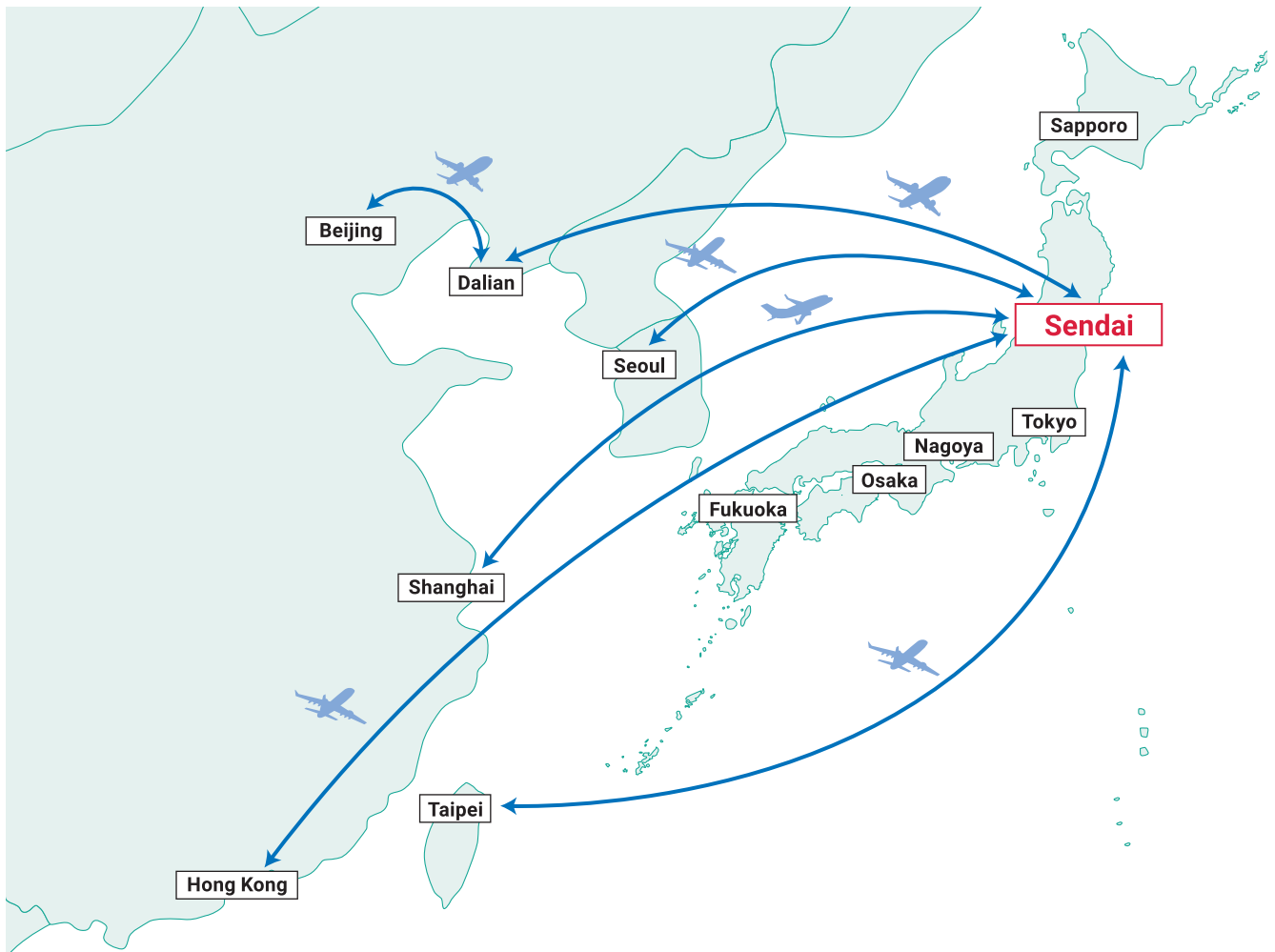
Transfer at Monorail Hamamatsucho Station to JR Yamanote-line inbound. At Monorail Hamamatsucho Station, arrive at 5th floor and the ticket counter for transfer is on the 3rd floor. Get off at Tokyo Station, do not exit the ticket gates and proceed directly to the Shinkansen transfer area (Platforms 20-23).

Train Type	First Train	Last Train	Frequency	Approx. Travel Time
 Tokyo Monorail (Terminal 2)	5:03am	12:05am	5-14 trains/hr	21min
 Yamanote Line Inbound (Hamamatsucho St. to Tokyo St.)	4:40am	12:32am	9-19 trains/hr *except early morning and midnight	7min
 Yamanote Line Outbound (Nippori St. to Tokyo St.)	4:37am	12:33am	6-18 trains/hr *except early morning	12min
 JR Narita Express (Terminal 1)	7:37am	9:44pm	1-2 trains/hr	55min-1hr15min
 Keisei Skyliner (Terminal 1)	7:23am (Weekday) 7:30am (Weekend & Holiday)	11:00pm	1-3 trains/hr	To Nippori 39min-1hr To Keisei Ueno 44min-1hr6min
 Hayabusa Shinkansen (Tokyo St.) *all seats reserved	6:00am (Weekday) 6:32am (Weekend & Holiday)	9:36pm	1-5 trains/hr	1hr30min
 Yamabiko Shinkansen (Tokyo St.) *More stops, has non reserved seats	6:04am	9:44pm	1-4 trains/hr	1hr50min-2hr30min

*Travel times are approximate and subject to change.



Flights to Sendai International Airport



International Flights (Direct)

Departure Flight	Date	Approx. Travel Time
Seoul	MON/TUE/WED/FRI/SUN	2hr45min
Dalian	MON/FRI	3hr25min
Beijing *via Dalian	MON/FRI	5hr55min
Shanghai	TUE/SAT	3hr30min
Taipei	Every Day	4hr20min
Hong Kong	MON/TUE/WED/FRI/SAT/SUN	5hr30min

Major Domestic Flights

Departure Flight	Date	Approx. Travel Time
Sapporo (Shinchitose)	15 flights/day	1hr15min
Nagoya (Chubu)	6 flights/day	1hr15min
Osaka (Itami)	14 flights/day	1hr25min
Osaka (Kansai)	3 flights/day	1hr45min
Fukuoka	7 flights/day	2hr15min

*There are also flights from Kobe, Hiroshima and Naha.



Directions to Sendai Station from Sendai International Airport

Sendai Airport

On Foot
5minSendai Airport
StationSendai Airport Access Line
Rapid 17min / Local 25min

Sendai Station

Frequency : 2-3 trains/hr

Go up to the 2nd floor. The pedestrian bridge to the station is near the Domestic Departure area.

Tickets are available at the ticket machines or service counter.